


Learning in the Leaves

Lean-To Fire Lighting

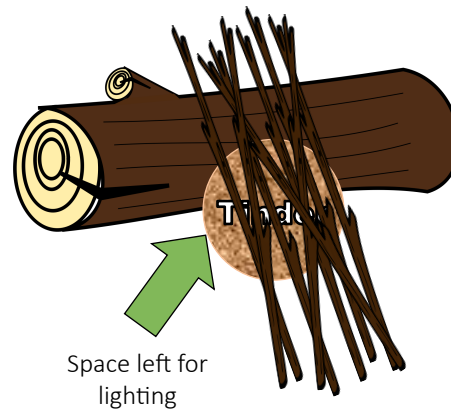


This method is often useful to block the wind if it is blowing strongly from one direction. It involves creating a structure from a standard fuel log(3 inches), with the tinder placed next to it out of the wind. You then create a structure above the tinder by leaning the tinder on the log. Once the tinder is lit and the kindling is burning you add progressively thicker sticks. The new sticks are leant against the standard fuel log, the structure should then progressively grow until you are using 3 inch logs.


Stage 1: Ball Tinder and place next to larger fuel log(3 inches).



Stage 2: Build a lean-to over the tinder from your kindling. Leaning one end against the log and the other on the floor.



Stage 3: Light the fire and add more kindling.



Stage 4: Add progressively thicker stages of wood as they start to burn.

